

The following O'pen Bic Class Rule Changes proposals have been approved to be effective 28 February 2013

1.Current Rule:

C.2.1 LIMITATIONS

- (a) The **crew** shall consist of one person.
- (b) No sailor is permitted to race at a National or International Regatta unless he/she is a member of his/her NCA. If there is no NCA then the sailor must be a member of the OBCA.

C.2.2 WEIGHTS

- (a) The total weight of the **crew** dressed in underwear shall be no more than 90 kg.

C.2.3 DIVISIONS

(a) Age / Gender Divisions

- i. U13 Division : Boy or girl under the age of 13 years old on 31st December in the year of competition.
- ii. U15 Division : Boy or girl under the age of 15 years old on 31st December in the year of competition.
- iii. Open Division : Boy or girl with no restriction on age.
- iv. Girls Division: Girls with no restriction on age.

Amended Rule:

C.2.1 LIMITATIONS

- (a) The **crew** shall consist of one person.
- (b) No sailor is permitted to race at a ~~National~~ or **an** International Regatta unless he/she is a member of his/her NCA. If there is no NCA then the sailor must be a member of the OBCA.

C.2.2 WEIGHTS

- (a) The total weight of the **crew** dressed in underwear shall be no more than 90 kg.

C.2.3 DIVISIONS


(a) Age / Gender Divisions

Ages are identified as from the 31st December in the year of the




competition

- i. U13 Division : Boy or girl under the age of 13 years old ~~on 31st December in the year of competition.~~
- ii. ~~U15~~ U16 Division : Boy or girl under the age of ~~15~~ 16 years old ~~on 31st December in the year of competition.~~
- iii. ~~Open Division : Boy or girl with no restriction on age.~~
U13 Girls Division: Girl under the age of 13 years old
- iv. ~~Girls Division: Girls with no restriction on age.~~
U16 Girls Division : Girl under the age of 16 years old

2 Current Rule:



RACE KIT



Poulie d'écoute fond de cockpit
1 Manille rapide avec manillon imperdable en remplacement du mousqueton Wichard.

Mainsheet Ratchet Block Attachment to Hull
Replace the existing Wichard Snaphook with a standard quick release shackle. Careful to use quick release shackles where it is impossible to lose the quick release part.

Palan Cunningham / Hale bas
1 Poulie supplémentaire + Bout (40 cm) pour la démultiplication du Hale bas/Cunningham = 2 brins en plus.

Cunningham Downhaul System / Boom Vang
Add to the existing Cunningham Downhaul System :
1 x extra single pulley + extra rope 40 cm length.
Cunningham downhaul rope lengthened to have a total length of 290 cm.
Rig the system as shown in the photo to give an extra 2 pulleys leverage on the Cunningham System.

Bordure et Palan de Grand Voile
Estrope 20 cm sur la poulie haute du palan de grand voile.
1 Poulie supplémentaire + Bout (120 cm) pour la démultiplication de la bordure = 2 brins en plus.

Outhaul and Top Mainsheet Pulley
Lower the top mainsheet pulley with an extra rope, Maximum length = 20 cm.
Add 2 pulleys extra leverage on the outhaul : 1 x additional single pulley + 120 cm extra rope.

BIC Sport - RP 3716, Z.I. du Prat - 56037 Vannes Cedex - FRANCE - Tel: 33 (0)2 97 43 75 00 - Fax: 33 (0)2 97 43 75 01
BIC Sport, S.A.S.U. au capital de 1.812.075 euros - B 781 626 967 - R.C.S. VANNES

www.bicsport.com

Amended Rule:



RACE KIT



Mainsheet Ratchet Block Attachment to Hull

Replace the existing Wichard Snaphook with a standard quick release shackle. Careful to use quick release shackles where it is impossible to lose the quick release part.



Cunningham Downhaul System / Boom Vang

A) Add to the existing Cunningham Downhaul System :
1 x extra single pulley + extra rope 40 cm length.
Cunningham downhaul rope lengthened to have a total length of 360 cm (320 cm original + 40 cm extra).
Rig the system as shown in the photo to give an extra 2 pulleys leverage on the Cunningham System.

B) The extra length of the Cunningham Line may be secured to the Mainsheet Ratchet Block Attachment to facilitate use, particularly in strong winds.



Cunningham Tension Release System

To facilitate the release of the Cunningham Tension, two solutions exist :

- a) An additional « Release Line » of 60 cm may be added to the Cunningham with 2 x small shackles as per the photo, or
- b) No additional line is added, and the cleat on the Cunningham is simply placed on the top of the plate as per the photo.



Outhaul and Top Mainsheet Pulley

Lower the top mainsheet pulley with an extra rope, Maximum length = 20 cm.

Add 2 pulleys extra leverage on the outhaul : 1 x additional single pulley + 120 cm extra rope.